

MLA LIST OF WORKS CITED

1. A book with one author:

Roberts, Bess P. *Health Habits in America*. Berkeley: U of California P, 1985.

author's name in reverse title of the book italicized city of publication publisher's name abbreviated year of publication

2. A book with two or three authors:

Fumley, Lester, Diana Plater, and Rafael Pinto. *Picturing the World*. New York: North Point, 2000. names appear as they do on the title page reverse only the first name and separate names with commas

3. A book with four or more authors:

Emerson, Thomas, et. al. *Hysteria Beyond Reason*. New York: Yale UP, 1998.

first name listed on the title page followed by et. al

4. A work in an anthology (like *Opposing Viewpoints*):

Moriarity, David. "Capital Punishment Can Work." *The Death Penalty: Opposing Viewpoints*. Ed. Paul A. Winters. San Diego: Greenhaven Press, 1994. 67-70. Rpt. of "The Argument for the Death Penalty." *Time* 21 Oct. 1993: 21-22.

author of article title of article reprint info found on the bottom of the first page of article editor's name found on title page

5. A reference work:

Umhoff, Rhonda J., ed. *Handbook of Psychological Phenomena*. New York: Wiley,
2001. editor or compiler of reference book

6. An article in a reference book (encyclopedia, special dictionary):

Mohanty, Jitendra M. "Indian Philosophy." *The New Encyclopaedia Britannica: Macropaedia*. 15th ed. 1987.
author of article title of article

7. A book by a corporate author:

American Medical Association. *The American Medical Association Encyclopedia of Medicine*. New York: Random House, 1989.
corporate author

8. An article in a magazine:

Bazell, Robert. "Science and Society: Growth and Industry." *New Republic*
15 Mar. 1993: 13-14. article title magazine title italicized
day, month and year page numbers followed by a colon

9. An article in a newspaper:

Federman, James. "Expert Advice for Parents." *New York Times*
12 Dec. 2004: D2+. article title newspaper title italicized
day, month and year page numbers (if the article does not appear on consecutive pages, write the first page number and follow with a "+")
(no period following)

10. Video recordings, video discs, films:

Medicine at the Crossroads. Prod. 7/KWWL and NBC TV. Video cassette.

1984. title italicized

producer

format

11. An interview conducted by the researcher:

Pointer, Alex. Telephone interview. 10 Nov. 2005.

do not capitalize

Dawes, Margaret. Personal interview. 4 Jan. 2004.

Harker, Saul. E-mail to the author. 29 May 2006.

12. Citing EBSCO magazine articles:

Lanken, Dane. "When the Earth Moves." *Canadian Geographic* 12 Mar. 1996:

66-73. MAS Ultra-School Edition. EBSCOhost. Cedar Falls H.S. Lib.,

Cedar Falls, IA. 15 Apr. 1998 <<http://search.epnet.com>>.

write like a regular magazine
or newspaper entry

date of access
(no period after
year)

copy this section exactly as
it's written here

13. Citing SIRS Researcher:

Lanken, Dane. "When the Earth Moves." *Canadian Geographic* 12 Mar. 1996:

66-73. *SIRS Researcher*. ProQuest Information and Learning. Cedar

Falls H.S. Lib., Cedar Falls, IA. 15 Apr. 1998 <<http://www.sirs.com>>.

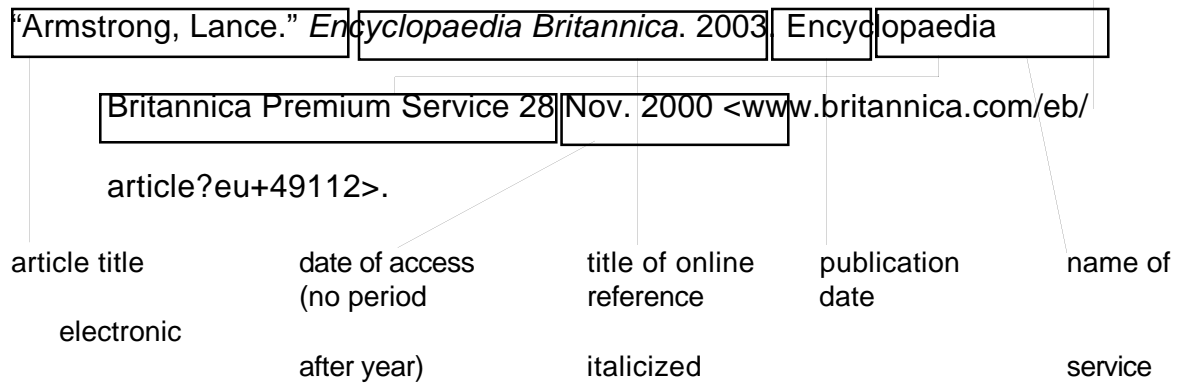
write like a regular magazine
or newspaper entry

this is italicized

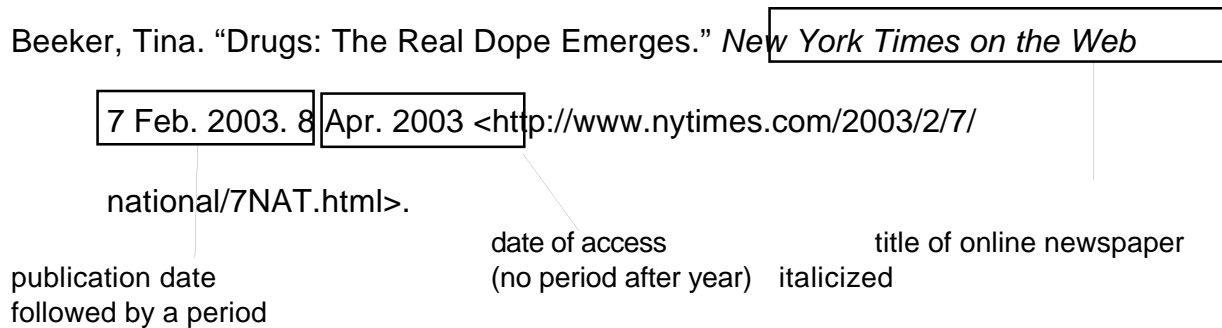
date of access
(no period after
year)

copy this section exactly as
it's written here

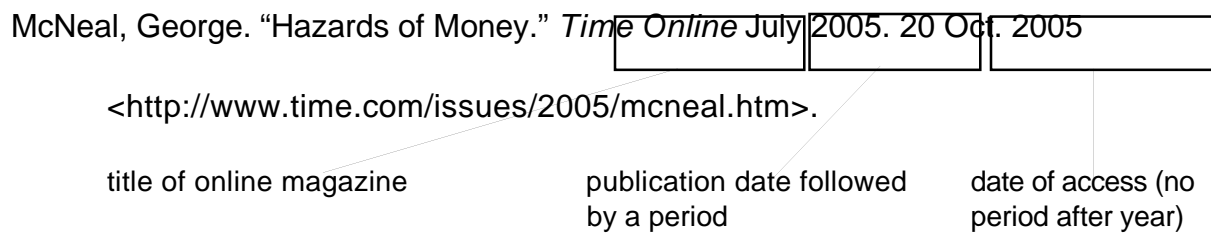
14. An article in an online reference book or encyclopedia:




15. An article in an online newspaper:



16. An article in an online magazine:



17. Personal Web site:



Additional Tips and Reminders:

1. Works Cited means the writer has cited every source in the paper.
2. Works Consulted means the writer has consulted each source though has not used every one in the paper.
3. Center the title at the top only of your first page of sources.
4. Alphabetize all items on the list of sources by the author's last name. Sources without authors are alphabetized by the first word of the title. Ignore *A*, *An*, and *The*.
5. Italicizing equals underlining. Use one or the other; be consistent.
6. In a citation entry, indent all second and subsequent lines 1/2" from the margin of the first line.
7. The page of sources comes at the end of a paper. It should have a header in the upper right corner just like all the other pages in the paper (your last name and page number). Jefferson 12
8. Double space between all lines in all source entries and double space between entries.
9. Use the following abbreviations in place of the missing information:

N.p.	No place of publication	N.p.: Prentice Hall, 1993.
n.p.	No publisher	New York: n.p., 1998
n.d.	No date of publication	New York: U of Gotham P, n.d.
n. pag.	No page numbers	10 Oct. 2004: n. pag.
10. Abbreviate months of the year (Jan., Feb., Mar., Apr., Aug., Sept., Oct., Nov., Dec.--May, June and July are not abbreviated), states, and publishers' names. See the MLA handbook for acceptable abbreviations.